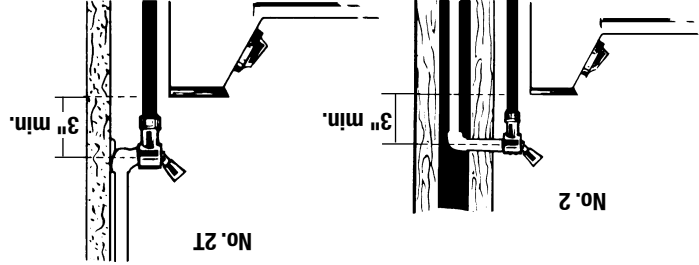


Ordering Kit	Code No.	0862000	2-M2-RK	2-M2, 2T-M2	1/2"
For	No.				Size

Kit for No. 2-M2 consists of:
 1-Side Plug O-rings
 4-Teflon Discs
 2-Adapter Screw O-rings
 2-Adapter O-rings
 2-Hose Adapter O-rings

Model M2 identification shown on body casting.



IS-2-M2

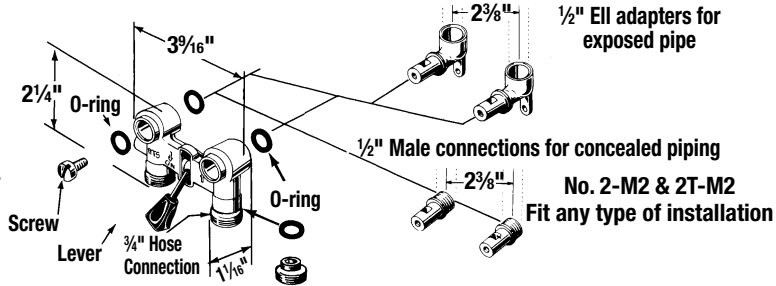
Model No. 2, No. 2T Ball-type Washing Machine Shutoff Valve

Installation Instructions

- No. 2 features 1/2" sweat copper ell adapters. No. 2T features 1/2" combination male thread/female sweat.
- Disassemble adapters and remove O-rings prior to soldering.
- Install a minimum of 3" (76mm) above top of washing machine. Ell adapters can be orientated to top, bottom or side.
- Pipe connections are 2 3/8" (60mm) on center.

Maintenance

- Shutoff water supply and loosen adapter screws to remove valve.
- Remove O-rings and screws from adapters.
- Move lever to on position and unscrew from spindle.
- Use 3/8" allen wrench to remove hose adapters and remove bottom Teflon® discs. This allows removal of the balls from the spindle by shaking slightly.
- Insert a pencil through rear of valve to pry upper Teflon® discs loose.
- To replace spindle O-rings, use 1/4" allen wrench to remove side plug.
- Reassemble by replacing all seals, assembling in reverse order. Tighten adapters securely to avoid leakage.



CALIFORNIA PROPOSITION 65 WARNING
WARNING: This product contains chemicals known to the State of California to cause cancer and birth defects or other reproductive harm. (California law requires this warning to be given to customers in the State of California.)
 For more information: www.watts.com/prop65

Limited Warranty: Watts Regulator Co. (the "Company") warrants each product to be free from defects in material and workmanship under normal usage for a period of one year from the date of original shipment. In the event of such defects within the warranty period, the Company will, at its option, replace or recondition the product without charge. **THE WARRANTY SET FORTH HEREIN IS GIVEN EXPRESSLY AND IS THE ONLY WARRANTY GIVEN BY THE COMPANY WITH RESPECT TO THE PRODUCT. THE COMPANY MAKES NO OTHER WARRANTIES, EXPRESS OR IMPLIED. THE COMPANY HEREBY SPECIFICALLY DISCLAIMS ALL OTHER WARRANTIES, EXPRESS OR IMPLIED, INCLUDING BUT NOT LIMITED TO THE IMPLIED WARRANTIES OF MERCHANTABILITY AND FITNESS FOR A PARTICULAR PURPOSE.** The remedy described in the first paragraph of this warranty shall constitute the sole and exclusive remedy for breach of warranty, and the Company shall not be responsible for any incidental, special or consequential damages, including without limitation, lost profits or the cost of repairing or replacing other property which is damaged if this product does not work properly, other costs resulting from labor charges, delays, vandalism, negligence, fouling caused by foreign material, damage from adverse water conditions, chemical, or any other circumstances over which the Company has no control. This warranty shall be invalidated by any abuse, misuse, misapplication, improper installation or improper maintenance or alteration of the product. Some States do not allow limitations on how long an implied warranty lasts, and some States do not allow the exclusion or limitation of incidental or consequential damages. Therefore the above limitations may not apply to you. This Limited Warranty gives you specific legal rights, and you may have other rights that vary from State to State. You should consult applicable state laws to determine your rights. **SO FAR AS IS CONSISTENT WITH APPLICABLE STATE LAW, ANY IMPLIED WARRANTIES THAT MAY NOT BE DISCLAIMED, INCLUDING THE IMPLIED WARRANTIES OF MERCHANTABILITY AND FITNESS FOR A PARTICULAR PURPOSE, ARE LIMITED IN DURATION TO ONE YEAR FROM THE DATE OF ORIGINAL SHIPMENT.**



A Watts Water Technologies Company



USA: No. Andover, MA • Tel. (978) 688-1811 • Fax: (978) 794-1848 • www.watts.com
 Canada: Burlington, ONT. • Tel. (905) 332-4090 • Fax: (905) 332-7068 • www.wattscanada.ca

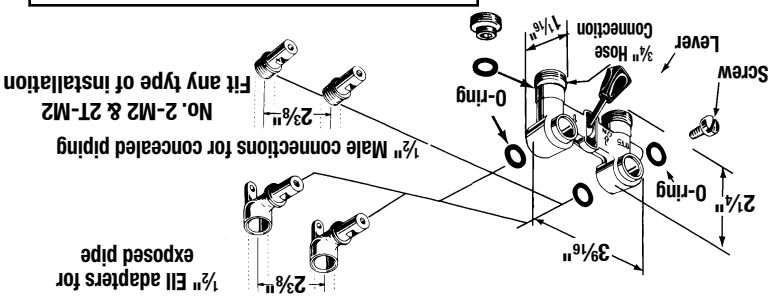


Limited Warranty: Watts Regulator Co. (the "Company") warrants each product to be free from defects in material and workmanship under normal usage for a period of one year from the date of original shipment. In the event of such defects within the warranty period, the Company will, at its option, replace or recondition the product without charge. **THE WARRANTY SET FORTH HEREIN IS GIVEN EXPRESSLY AND IS THE ONLY WARRANTY GIVEN BY THE COMPANY WITH RESPECT TO THE PRODUCT. THE COMPANY MAKES NO OTHER WARRANTIES, EXPRESS OR IMPLIED. THE COMPANY HEREBY SPECIFICALLY DISCLAIMS ALL OTHER WARRANTIES, EXPRESS OR IMPLIED, INCLUDING BUT NOT LIMITED TO THE IMPLIED WARRANTIES OF MERCHANTABILITY AND FITNESS FOR A PARTICULAR PURPOSE.**

The remedy described in the first paragraph of this warranty shall constitute the sole and exclusive remedy for breach of warranty, and the Company shall not be responsible for any incidental, special or consequential damages, including without limitation, lost profits or the cost of repairing or replacing other property which is damaged if this product does not work properly, other costs resulting from labor charges, delays, vandalism, negligence, fouling caused by foreign material, damage from adverse weather conditions, chemical, or any other circumstances over which the Company has no control. This warranty shall be invalidated by any abuse, misuse, misapplication, improper installation or improper maintenance or alteration of the product.

Some States do not allow an implied warranty on how long an implied warranty lasts, and some States do not allow the exclusion or limitation of incidental or consequential damages. Therefore the above limitations may not apply to you. This Limited Warranty gives you specific legal rights, and you may have other rights that vary from State to State. You should consult applicable state laws to determine your rights. **SO FAR AS IS CONSISTENT WITH APPLICABLE STATE LAW, ANY IMPLIED WARRANTIES THAT MAY NOT BE DISCLAIMED, INCLUDING THE IMPLIED WARRANTIES OF MERCHANTABILITY AND FITNESS FOR A PARTICULAR PURPOSE, ARE LIMITED IN DURATION TO ONE YEAR FROM THE DATE OF ORIGINAL SHIPMENT.**

CALIFORNIA PROPOSITION 65 WARNING
 WARNING: This product contains chemicals known to the State of California to cause cancer and birth defects or other reproductive harm.
 (California law requires this warning to be given to customers in the State of California.)
 For more information: www.watts.com/prop65



1. Shut off water supply and loosen adapter screws to remove valve.
2. Remove O-rings and screws from adapters.
3. Move lever to on position and unscrew from spindle.
4. Use 3/8" allen wrench to remove hose adapters and remove bottom Teflon® discs. This allows removal of the balls from the spindle by shaking slightly.
5. Insert a pencil through rear of valve to pry upper Teflon® discs loose.
6. To replace spindle O-rings, use 1/4" allen wrench to remove side plug.
7. Reassemble by replacing all seals, assembling in reverse order. Tighten adapters securely to avoid leakage.

Maintenance

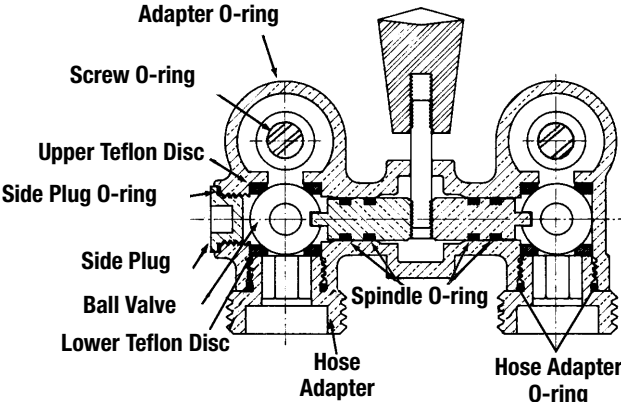
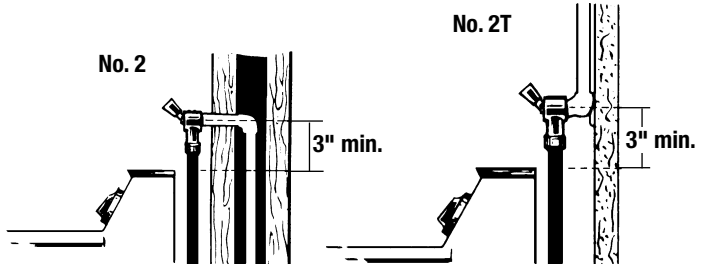
IS-2-M2

Model No. 2, No. 2T

Ball-type Washing Machine Shutoff Valve

Installation Instructions

1. No. 2 features 1/2" sweat copper ell adapters. No. 2T features 1/2" combination male thread/female sweat.
2. Disassemble adapters and remove O-rings prior to soldering.
3. Install a minimum of 3" (76mm) above top of washing machine. Ell adapters can be orientated to top, bottom or side.
4. Pipe connections are 2 3/8" (60mm) on center.



Model M2 identification shown on body casting.

- Kit for No. 2-M2 consists of:
- 1-Side Plug O-rings
 - 2-Adapter O-rings
 - 4-Teflon Discs
 - 2-Adapter Screw O-rings
 - 2-Spindle O-rings
 - 2-Hose Adapter O-rings

Ordering Code No.	Kit No.	For	Size
0862000	2-M2-RK	2-M2, 2T-M2	1/2"

Teflon® is a registered trademark of the E.I. DuPont de Nemours & Company, Incorporated.